


# Models 2000 & 2400

Our midsize ironer frame design, available with 20" or 24" diameter Heated Cylinders.

Provides high quality drying and ironing of sheets, table linens, pillowcases and more flat linens. Optional folding can also be integrated into the machine for improved labor efficiencies.


Available in Gas (G), Electric (E), and Steam (S) models.


## Why Sharper Finish


-  **Heavy Duty design:** Our machines utilize heavy duty frames, rolls, drives and other parts with longevity in mind so that the machine can last decades if maintained correctly.
-  **Ease of Maintenance:** Our base machines use no proprietary parts, as well as easy access doors and maintenance points for the drive, control panel, guide tapes, and interior of the machine.
-  **Experience in Industry:** We have been in business for over 23 years under the current owners, with millions of hours of machine use under our belt, which has allowed us to fine tune our machines to provide a high quality finish.



## Contact Us

 4500 Augusta Blvd., Chicago, IL 60651-5599

 Ph: 773-276-4800  FAX: 773-276-6878

 [www.cmvsharperfinish.com](http://www.cmvsharperfinish.com)

# Models 2000 & 2400 Features

## Standard Features –

- Compression Roll for smooth and even pressure across ironing width.
- High Temperature Nomex Return ribbons for longevity and ironing quality.
- Venturi burner with minimal maintenance *due to* simplicity in design.
- 1 HP Blower.
- Thermostat for temperature control.
- Heavy Duty Drive on all machines.
- Intelatrol I.
- Intelatrol II standard on Model 2400.

## New Standard Features – (Previously optional)

- Inverter Drive for Speed Control.
- Manual Crank for moving machine drive when machine is off.
- Motor/Gearbox Combination (Minimizing pulleys and belts on machine).

## Safety Features –

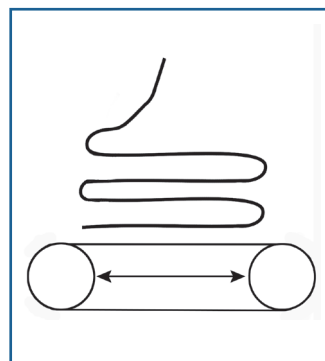
- Panel Interlock Switches, Finger Guard shuts off machine if triggered.
- Full length pull cord(s) for safety shut off at any part of the machine.

## Gas Safety Features –

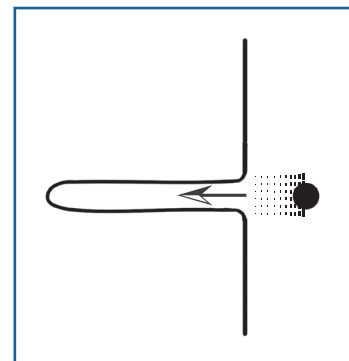
- Switch for blower air flow detection.
- Gas pressure switch.
- Flame Sensor.
- High Limit Switch to make sure the machine is not getting too hot.

## Optional Features –

- Front/Rear Delivery as an option
- Intelatrol II
- Primary Folding Options:  
Accordion Fold & Measured Fold



Accordion Fold



Measured Fold

## Technical Specifications

MODEL ⇄	2000	2400
Heated Cylinder Diameter	20" (508 mm)	24" (609 mm)
Output Speed (FPM)*	20 - 55	25 - 67
Standard Ironing Widths**	66", 85", 120", 138"	66", 85", 120", 138"

\* Speeds are for ironer only in Feet per Minute. If folding is added on, output speed will change to accommodate for folding.

\*\* Custom widths also available from 36" to 138" in increments of 6". Consult factory for details.



## Contact Us

📍 4500 Augusta Blvd., Chicago, IL 60651-5599

📞 Ph: 773-276-4800 FAX: 773-276-6878

🌐 [www.cmvsharperfinish.com](http://www.cmvsharperfinish.com)